



ಬೃಹತ್ ಬೆಂಗಳೂರು ಮಹಾನಗರ ಪಾಲಿಕೆ
Bruhat Bengaluru Mahanagara Palike



BBMP COVID-19 WAR ROOM BULLETIN – 17.07.2021



ABSTRACT OF COVID-19 CASES IN BENGALURU



	MALE	FEMALE	TRANSGENDER	MALE	FEMALE	TRANSGENDER	TOTAL	
	Last 24 Hours	Last 24 Hours	Last 24 Hours	Cumulative	Cumulative	Cumulative	Last 24 Hours	Cumulative
Positive Cases	256	176	0	7,30,208	4,91,463	132	432	12,21,803
Recovered Cases	376	259	0	7,13,729	4,80,016	103	635	11,93,848
Death Cases	5	1	0	10,007	5,777	4	6*	15,788
Total Tests Done	In Last 24 hrs : 63,847					Cumulative : 1,58,13,531		
ACTIVE CASES					12,167			

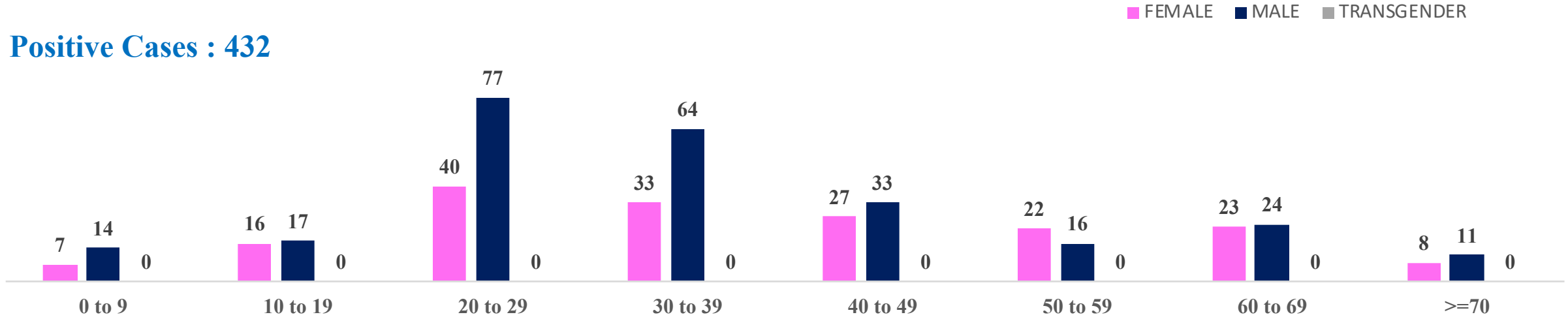
* Covid deaths occurred today : 05 | Covid deaths occurred beyond last 24 hrs, reported today : 01



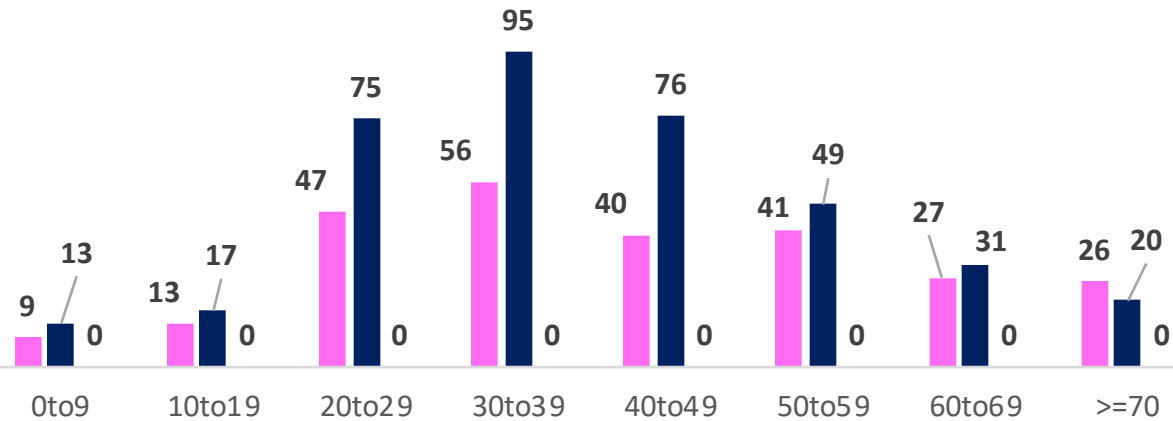
LAST 24 HOURS AGE GROUP AND GENDER WISE DISTRIBUTION



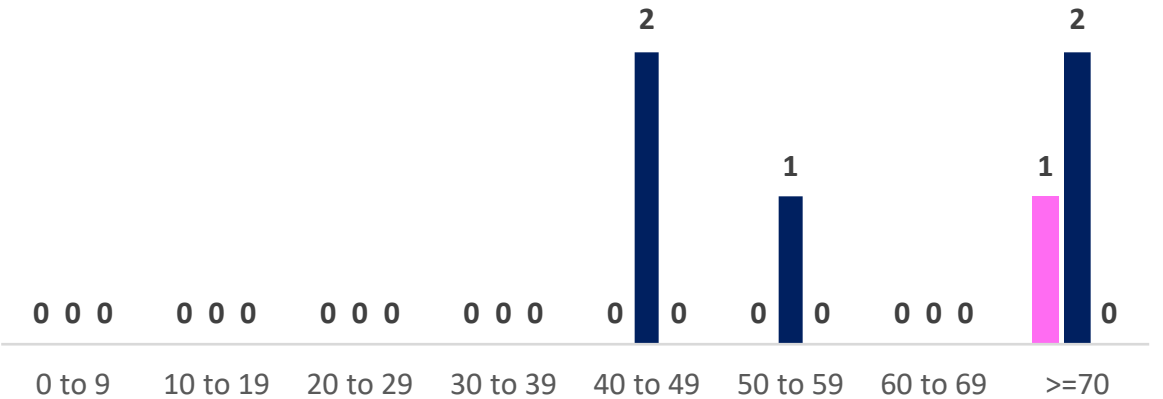
Positive Cases : 432



Recovered Cases : 635



Death Cases : 6





SNAPSHOT OF BENGALURU COVID-19 CASES IN LAST 8 WEEKS



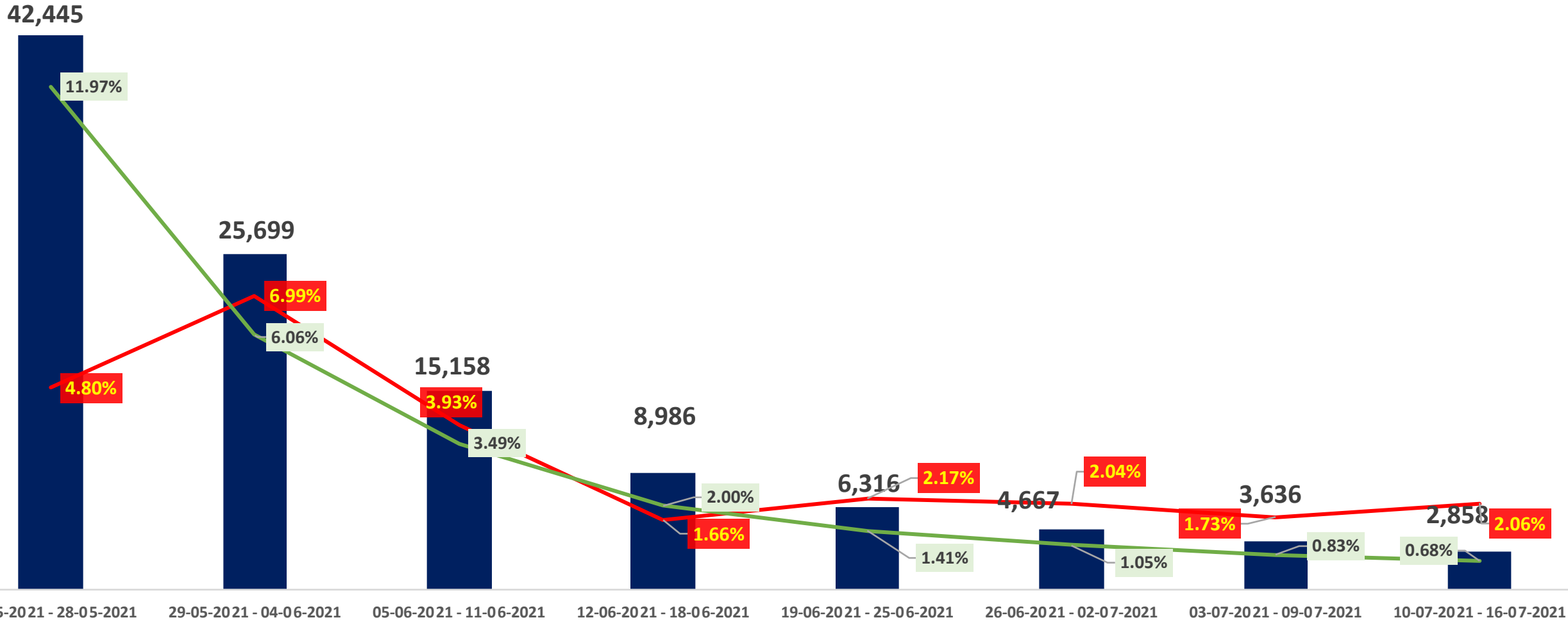
	22/05/21 TO 28/05/21	29/05/21 TO 04/06/21	05/06/21 TO 11/06/21	12/06/21 TO 18/06/21	19/06/21 TO 25/06/21	26/06/21 TO 02/07/21	03/07/21 TO 09/07/21	10/07/21 TO 16/07/21
Total Positive Cases	42,445	25,699	15,158	8,986	6,316	4,667	3,636	2,858
Total Recovered Cases	1,37,343	63,257	50,574	25,369	12,445	51,158	9,747	3,869
Total Death Cases	2,037	1,797	596	149	137	95	63	59
Case Fatality Rate	4.80%	6.99%	3.93%	1.66%	2.17%	2.04%	1.73%	2.06%
Total Tests Conducted	3,54,500	4,24,293	4,34,633	4,50,394	4,49,044	4,44,627	4,36,445	4,17,510
Positivity Rate	11.97%	6.06%	3.49%	2.00%	1.41%	1.05%	0.83%	0.68%



POSITIVITY AND MORTALITY RATE OF BENGALURU – LAST 8 WEEKS

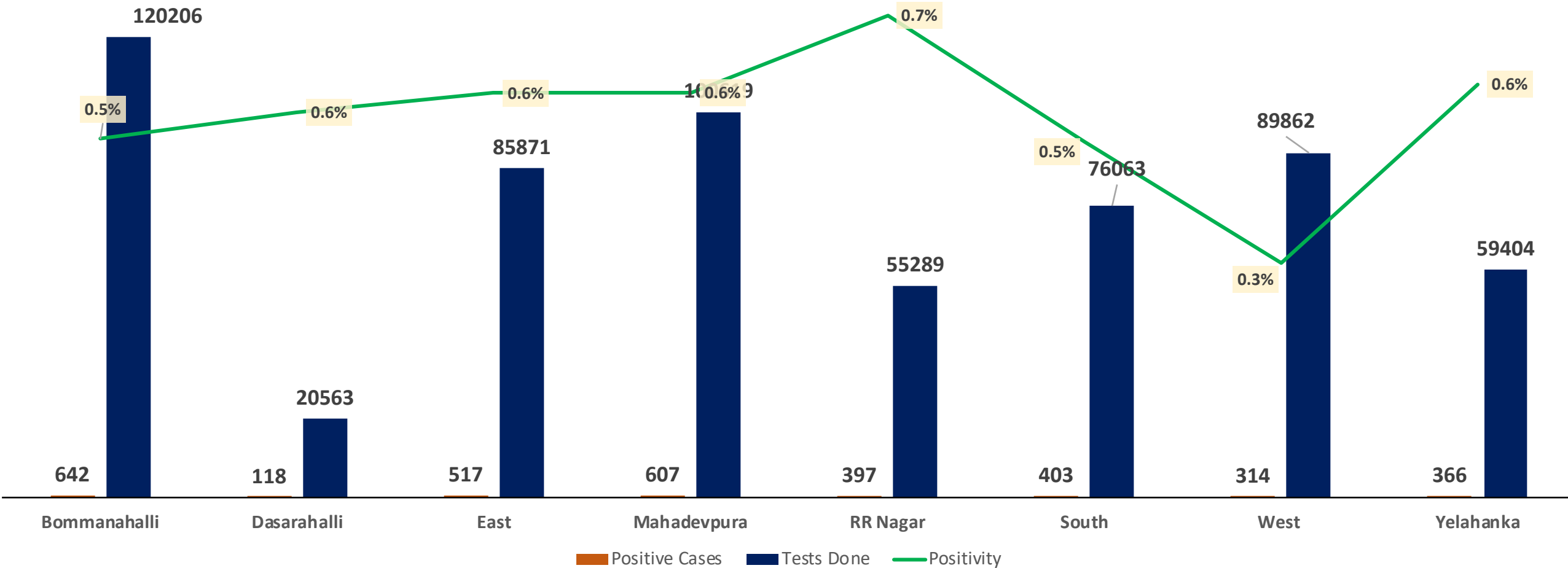


■ Total Positive Cases — Case Fatality Rate — Positivity Rate



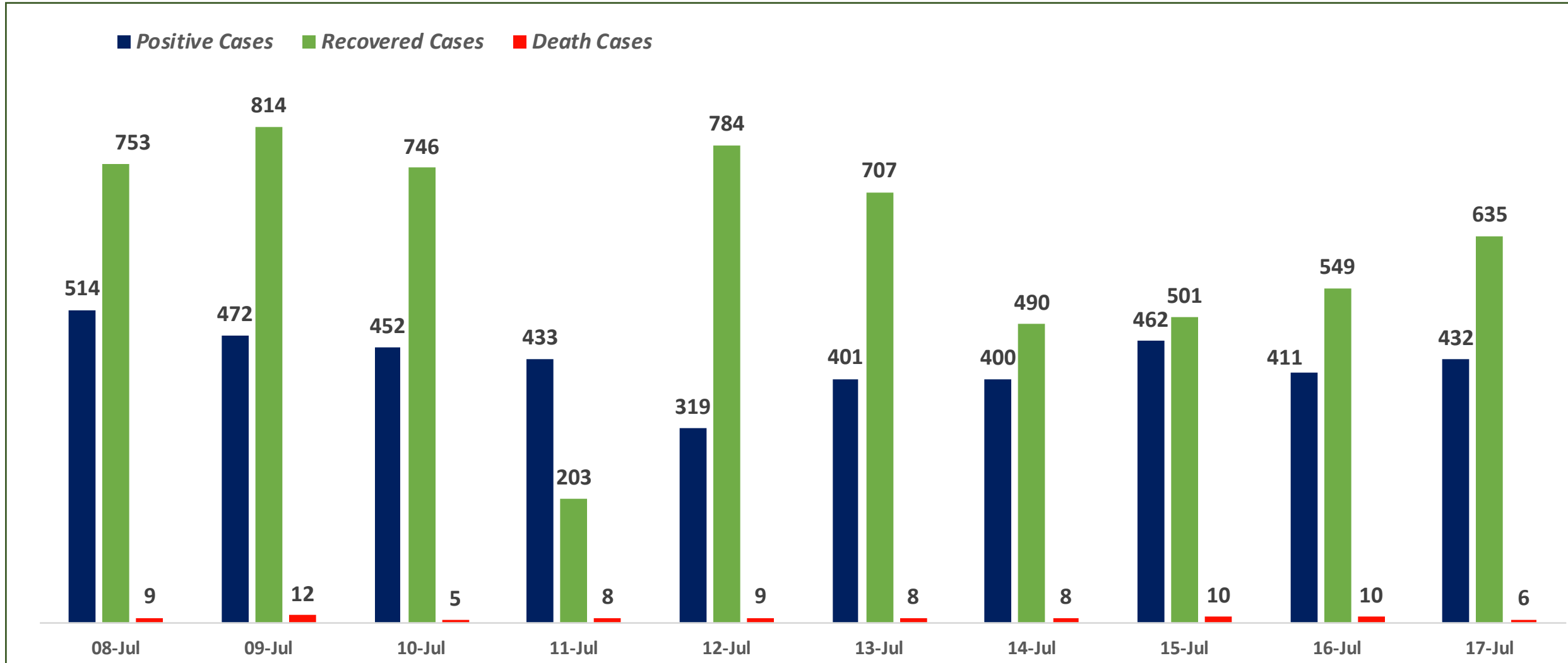


ZONE WISE POSITIVITY TREND IN LAST 10 DAYS





SNAPSHOT OF POSITIVE, RECOVERED AND DEATH CASES OVER LAST 10 DAYS ACROSS BBMP ZONES

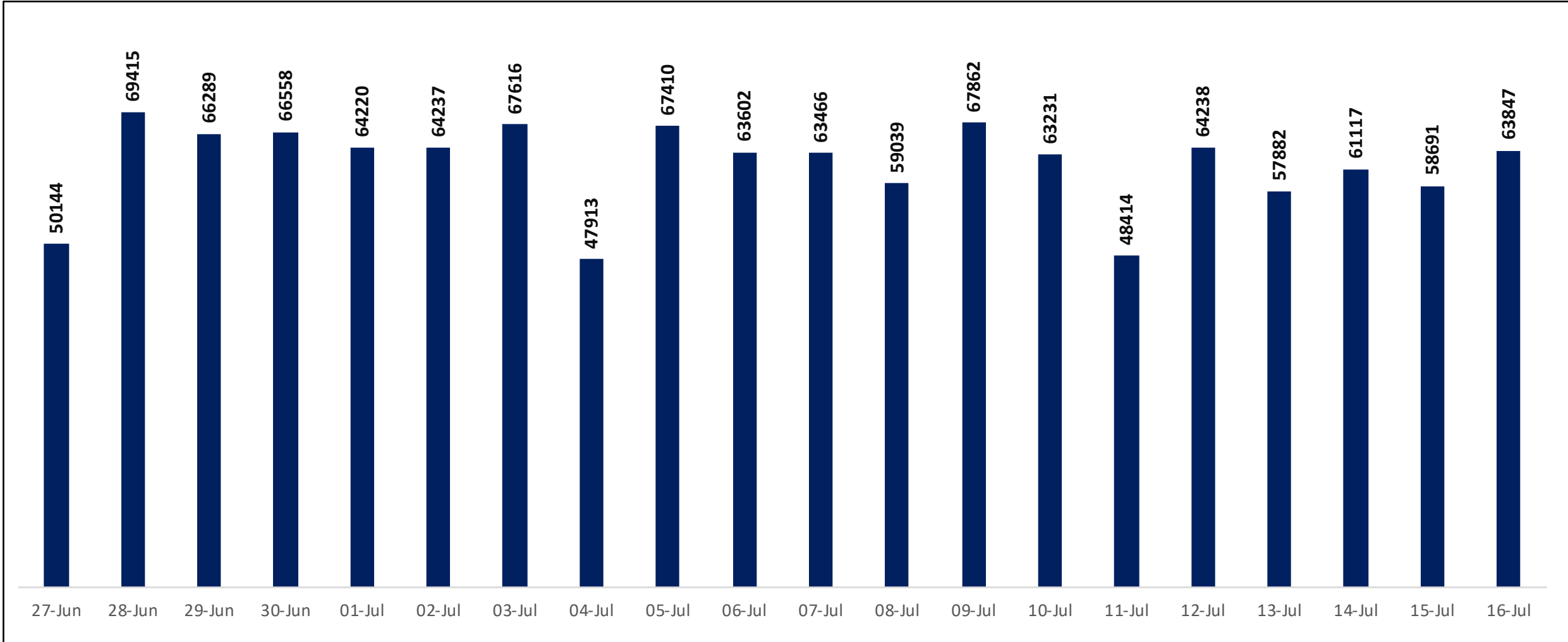




TESTING TRENDS IN BENGALURU

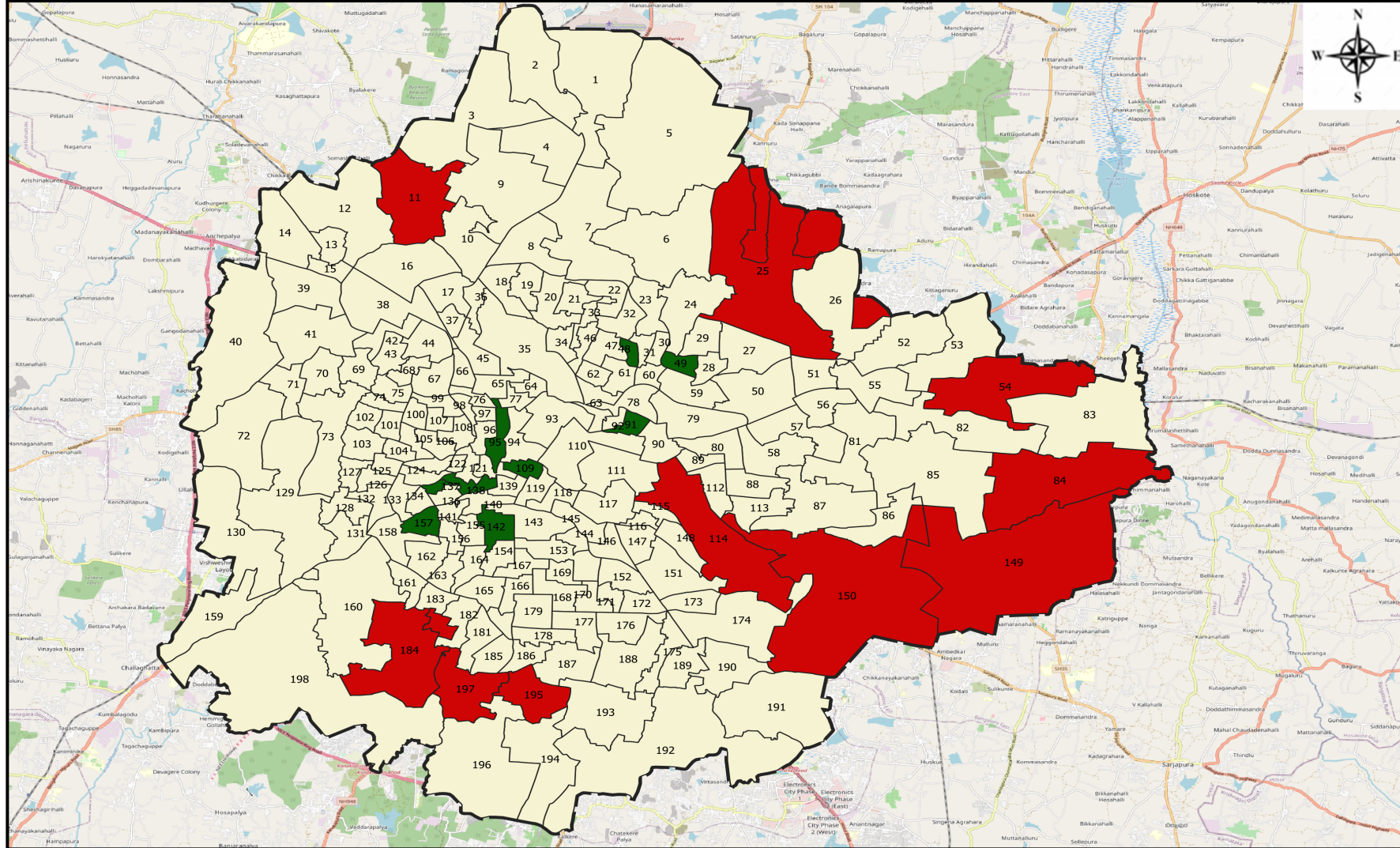


Total Test Conducted Till Date	Test Conducted Last 24 hours
1,58,13,531	63,847





BENGALURU URBAN MAP SHOWING TREND OF POSITIVE CASES IN LAST 10 DAYS



Top 10 wards reporting highest number of positive cases in last 10 days

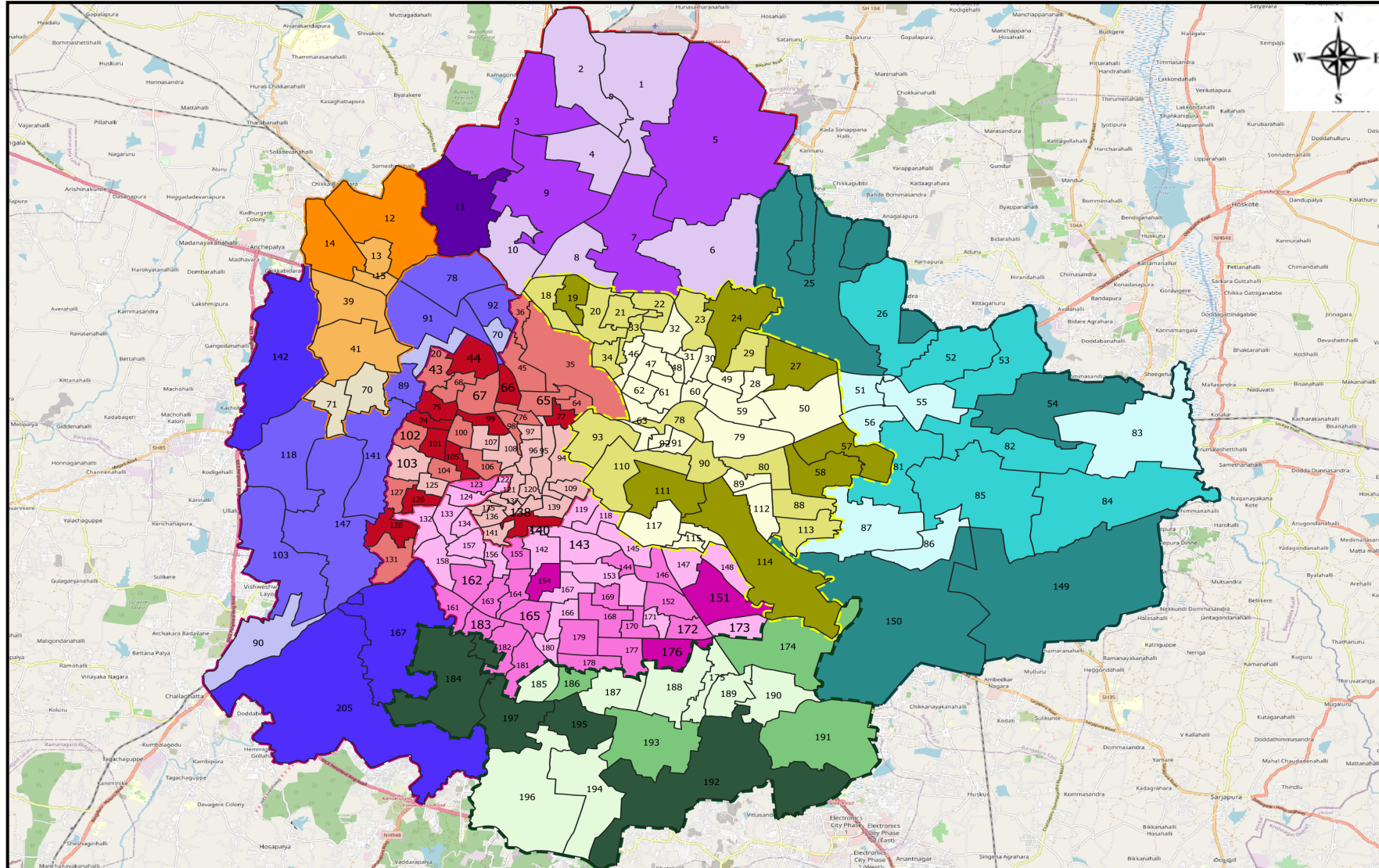
Ward No.	Ward Name
11	KUVEMPU NAGAR
150	BELLANDURU
25	HORAMAVU
184	UTTARAHALLI
54	HUDI
149	VARTHURU
84	HAGADUR
114	AGARA
195	KONANAKUNTE
197	VASANTHPURA

Top 10 wards reporting least number of positive cases in last 10 days


Ward No.	Ward Name
142	SUNKENAHALLI
48	MUNESHWARA NAGAR
49	LINGARAJAPURA
91	BHARATHI NAGAR
95	SUBHASH NAGAR
109	CHICKPETE
135	PADARAYANAPURA
137	RAYAPURA
138	CHALAVADIPALYA
157	GALI ANJANEYA TEMPLE



BENGALURU MAP SHOWING TREND OF WARD WISE POSITIVE CASES IN LAST 10 DAYS



Number Of Cases Reported

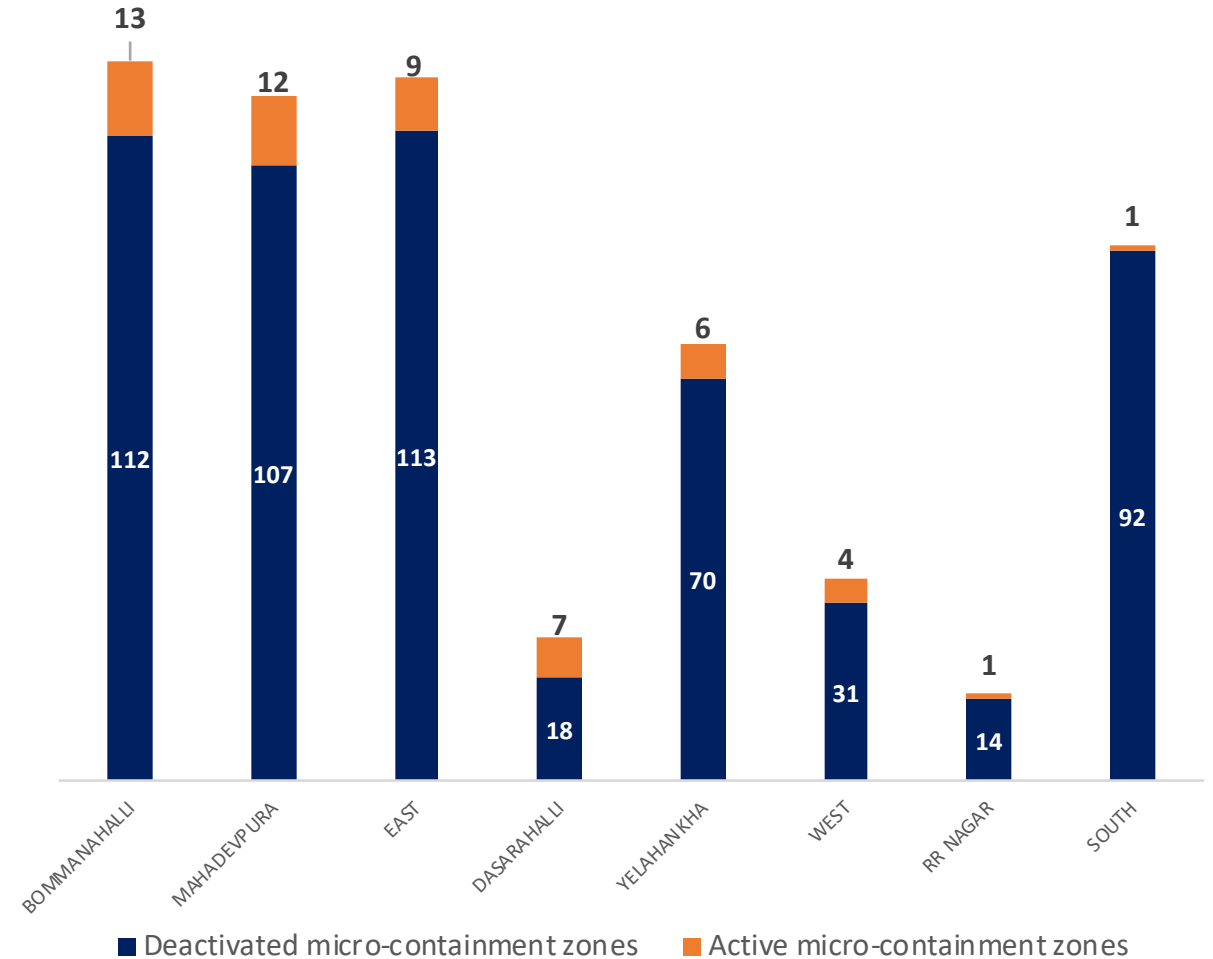




MICRO CONTAINMENT ZONE DETAILS

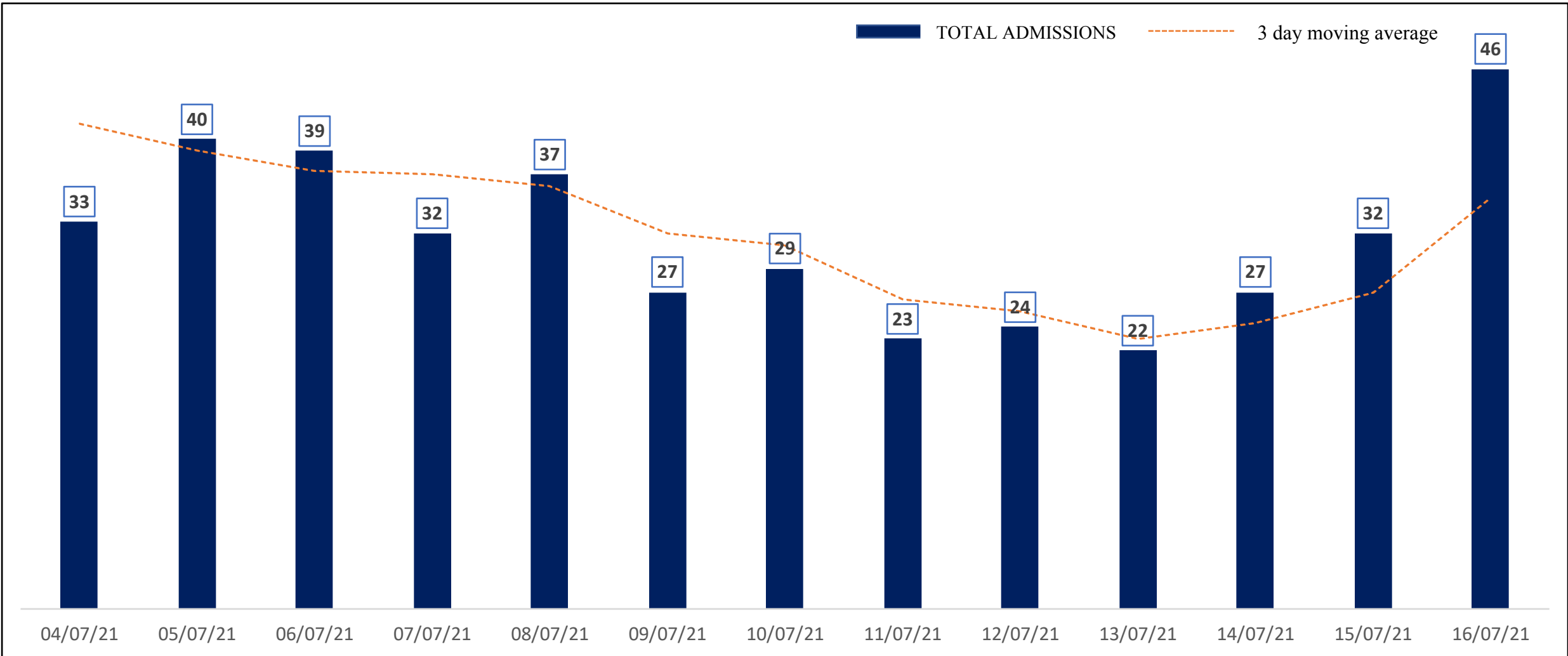


ZONE	TOTAL DECLARED	TOTAL DEACTIVATED	TOTAL ACTIVE
BOMMANAHALLI	125	112	13
MAHADEVPURA	119	107	12
EAST	122	113	9
DASARAHALLI	25	18	7
YELAHANKHA	76	70	6
WEST	35	31	4
RR NAGAR	14	14	1
SOUTH	93	92	1
TOTAL	609	557	53





HOSPITAL ADMISSIONS LAST 15 DAYS TREND



* Numbers as per Covid+ Hospital Bed Management System (CHBMS)

* Only Fresh Admissions considered

* Only govt quota admissions through CHBMS considered



COVID BED STATUS AS ON 17.07.2021



SR. NO.	Facility Type	No. of Hospital	Total Allocated Beds for C+ Patients					Occupied Beds for C+ Patients					Net Available Beds for C+ Patients				
			Gen Beds	HDU	ICU Beds	ICU-V	Total	Gen Beds	HDU	ICU Beds	ICU-V	Total	Gen Beds	HDU	ICU Beds	ICU-V	Total
1	Government Medical Colleges	4	20	621	53	76	770	0	15	8	4	27	20	606	45	72	743
2	Government Hospitals	16	649	210	65	127	1,051	77	57	6	23	163	572	153	59	104	888
3	Private Medical Colleges	12	792	936	136	203	2,067	7	11	10	13	41	785	925	126	190	2,026
4	Private Hospitals	64	652	697	293	176	1,818	116	33	26	35	210	536	664	267	141	1,608
Total Beds		96	2,113	2,464	547	582	5,706	200	116	50	75	441	1,913	2,348	497	507	5,265

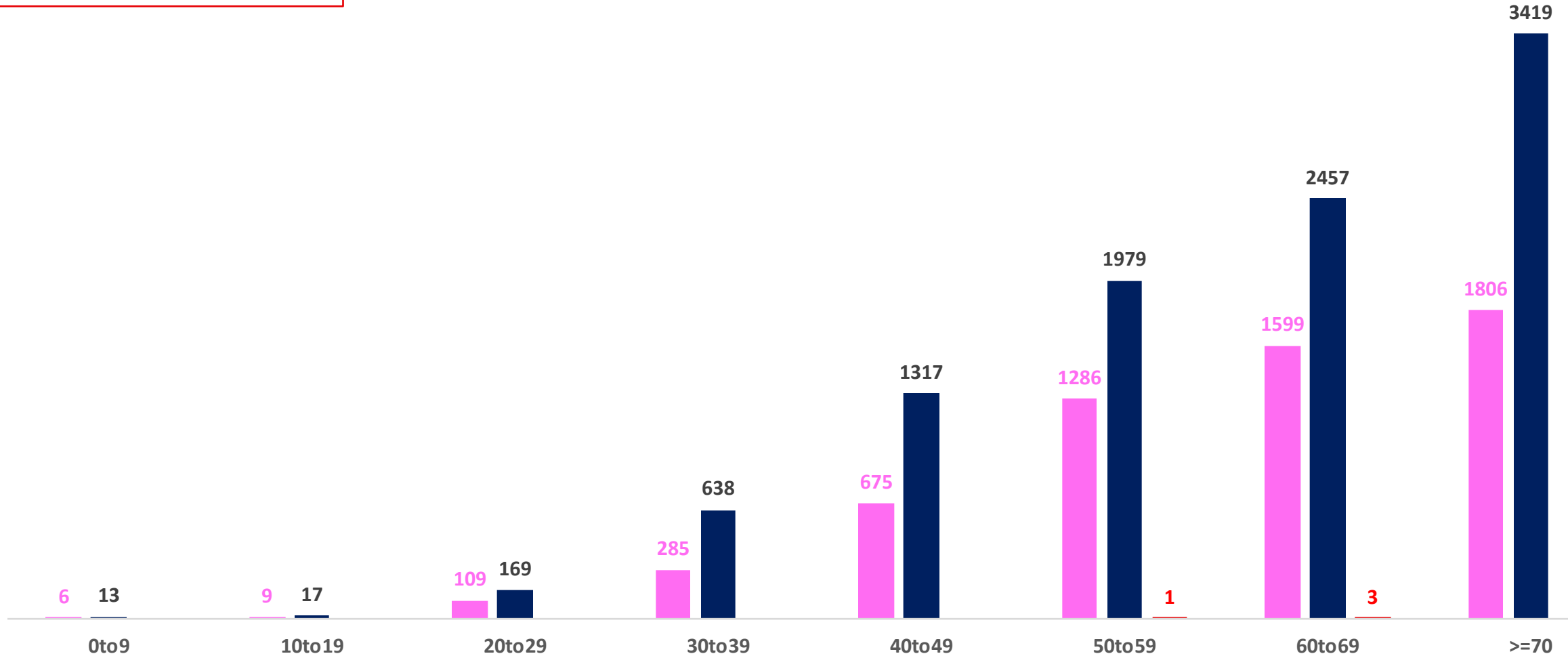


AGE AND GENDER WISE DISTRIBUTION OF DEATH CASES



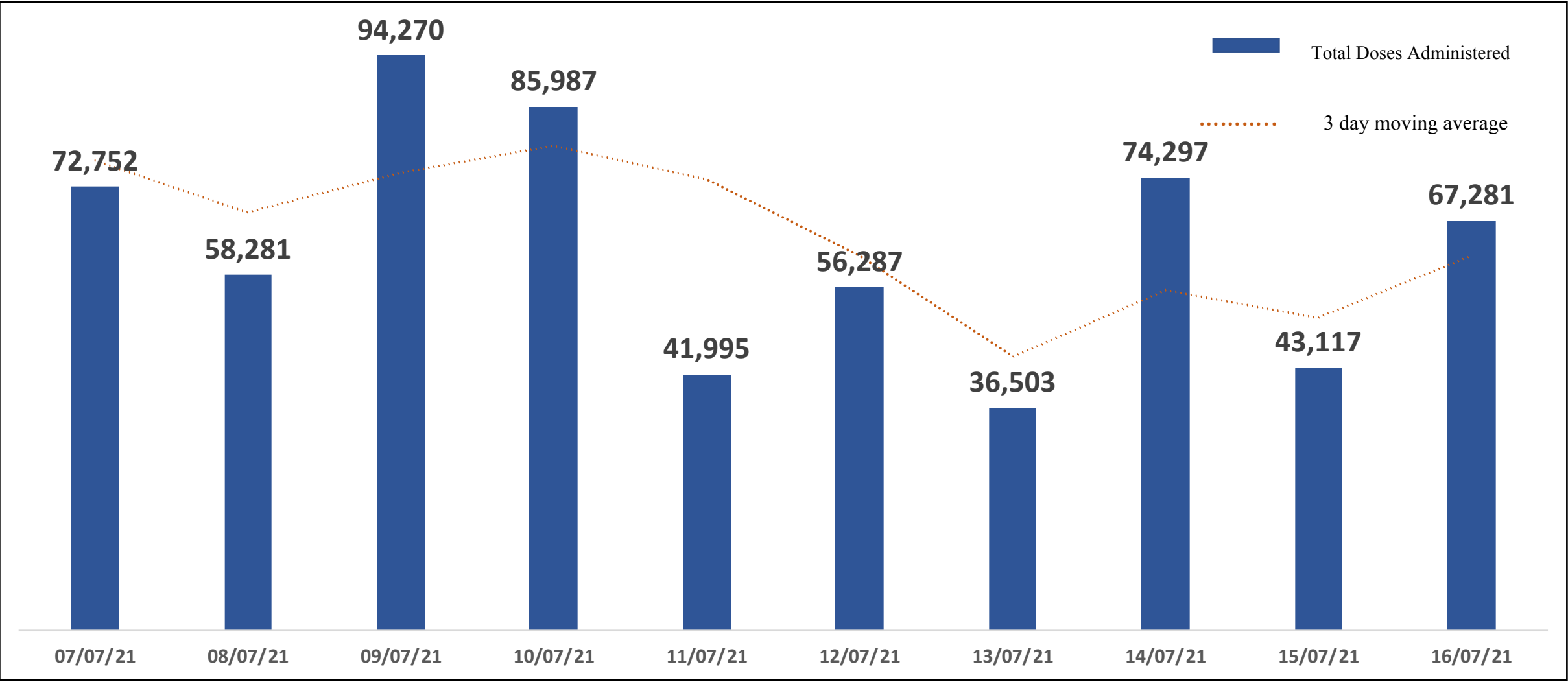
Death Cases: 15,788

Female Male Transgender





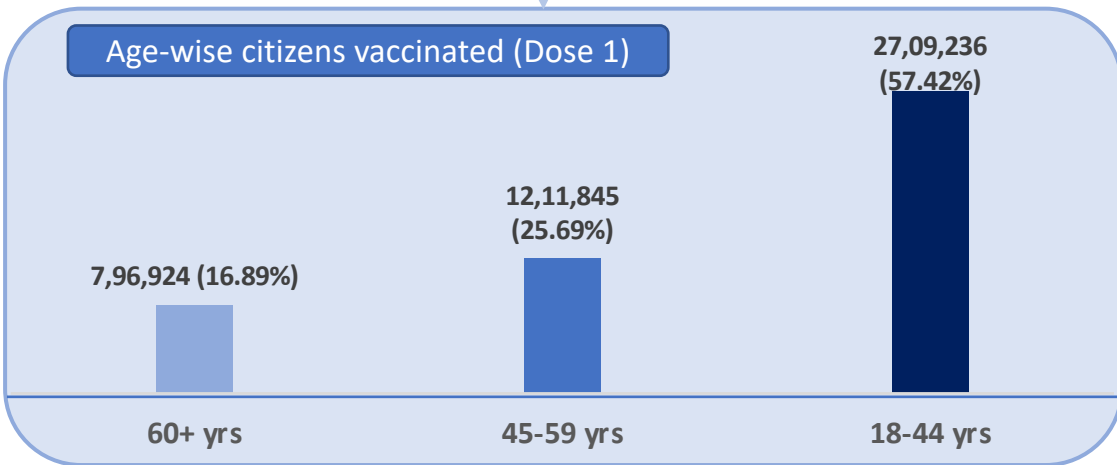
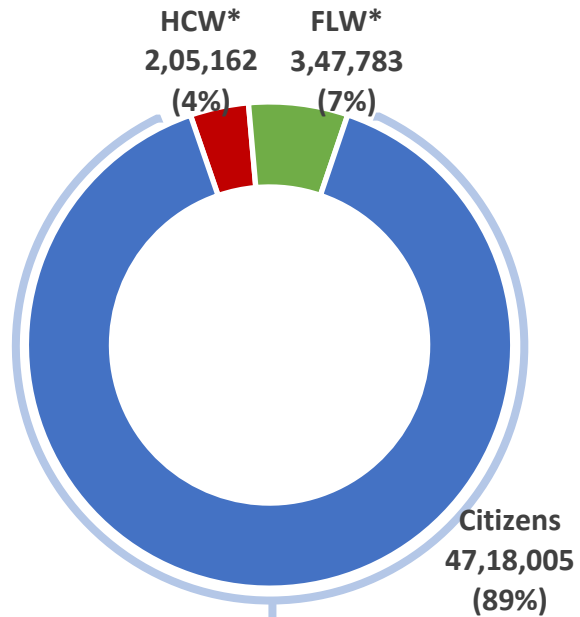
TOTAL VACCINE DOSES ADMINISTERED IN LAST 10 DAYS



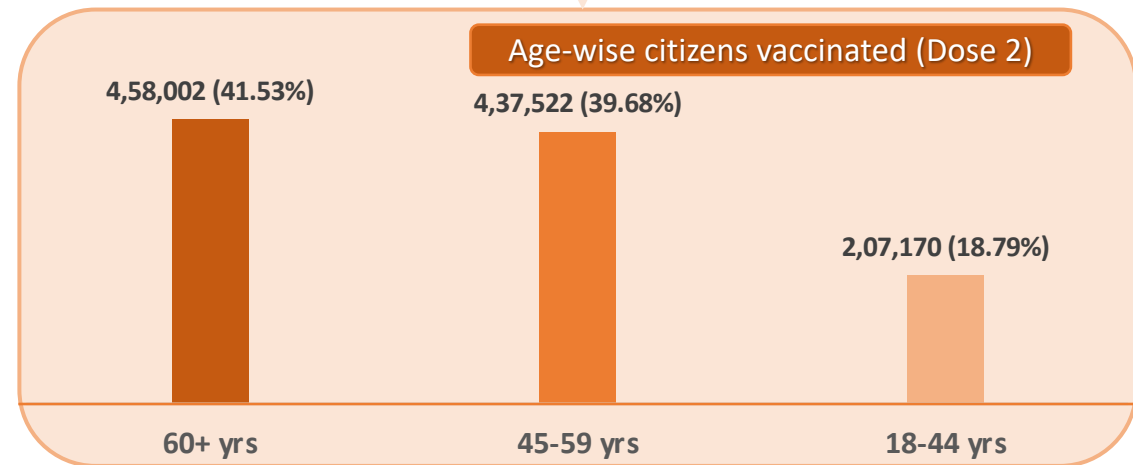
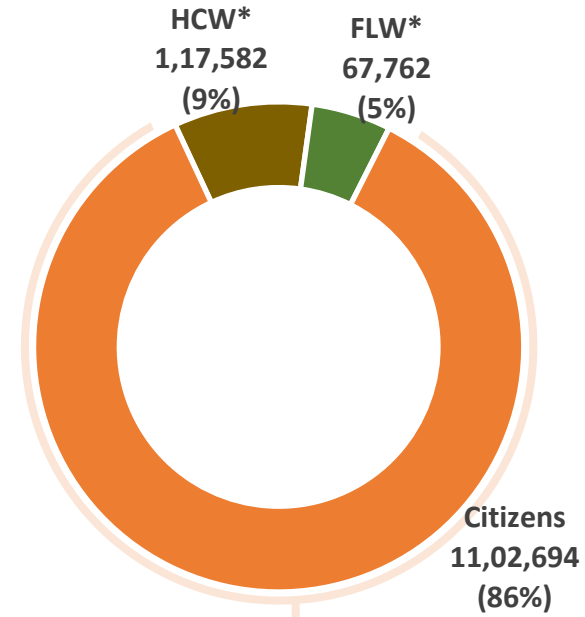


CATEGORY WISE CUMULATIVE VACCINATION IN BBMP

Dose 1



Dose 2



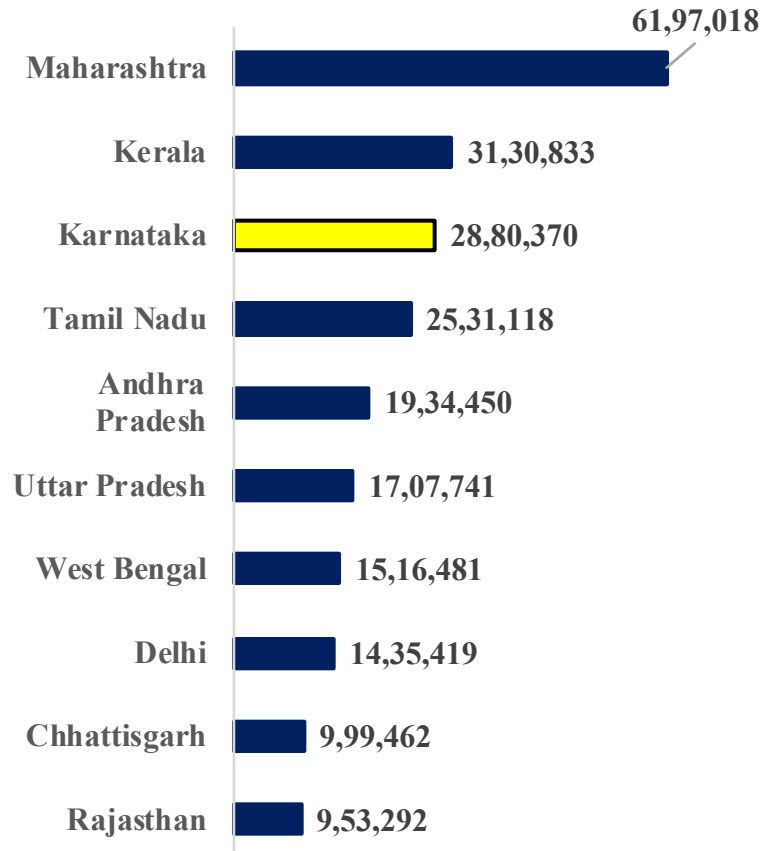
*HCW : Health Care Workers
 *FLW : Front Line Workers



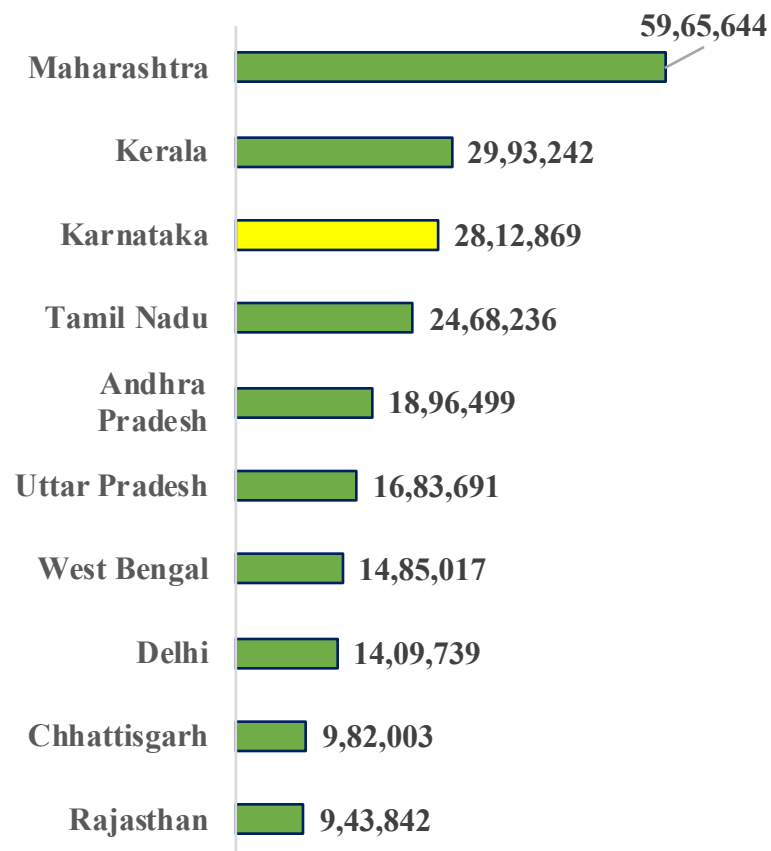
TOP 10 COVID19 AFFECTED INDIAN STATES



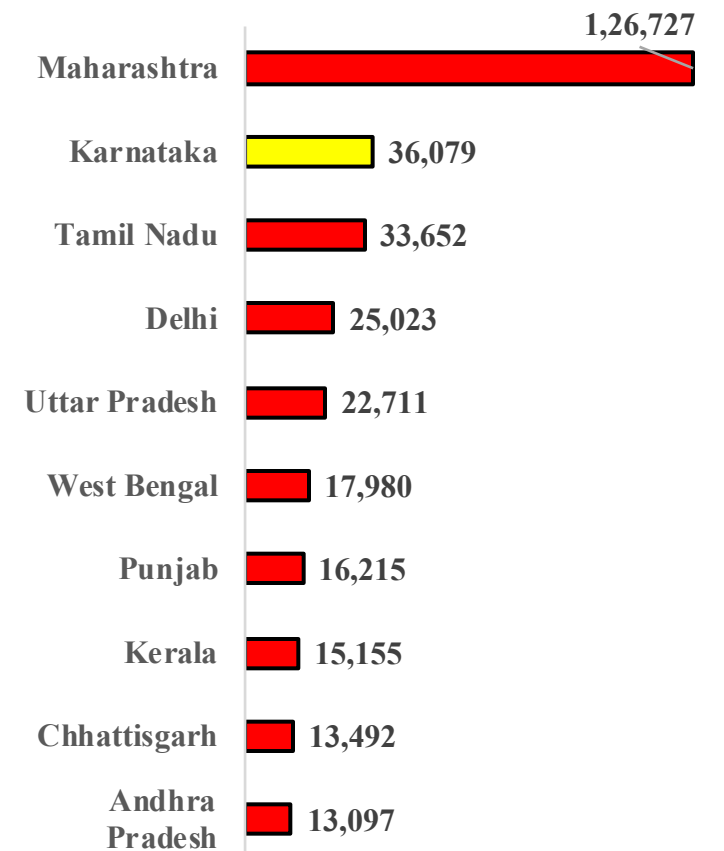
Total Positive Cases



Total Recovered Cases



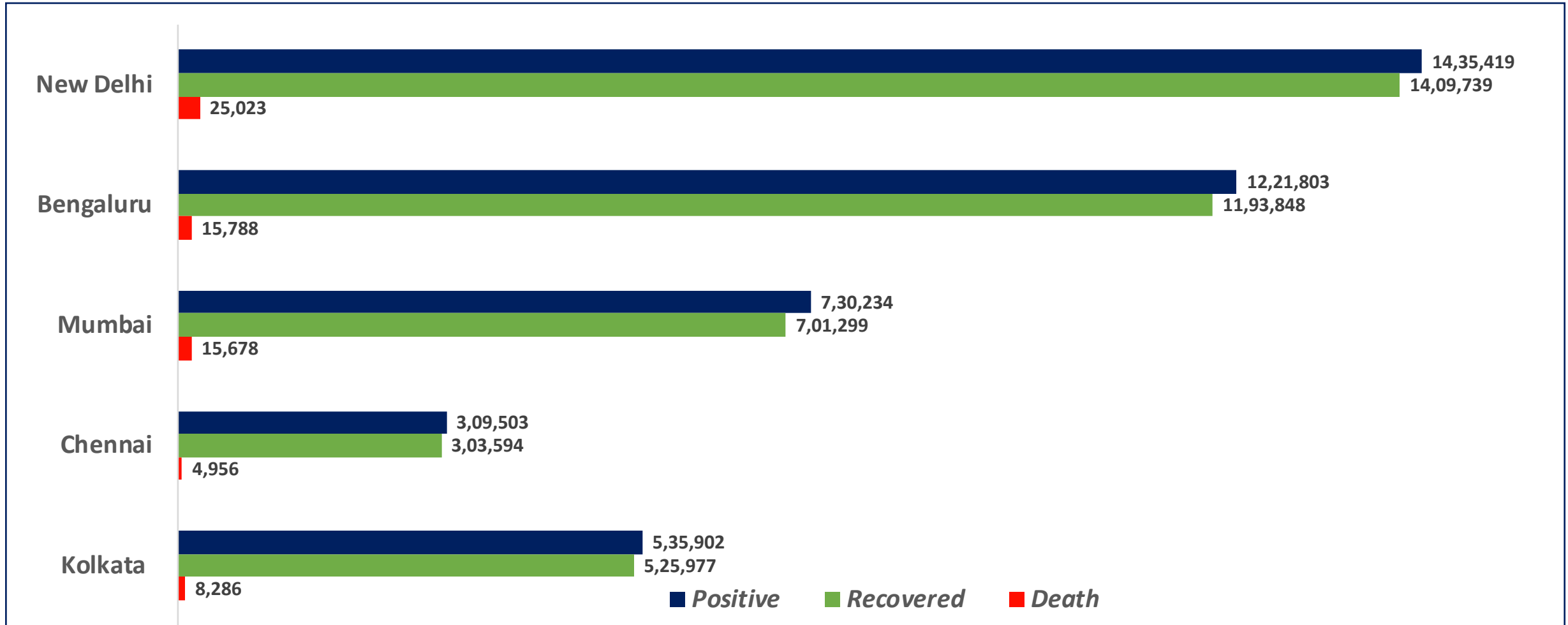
Total Death Cases



Source : <https://www.covid19india.org/> at 7:30 pm (17.07.2021)



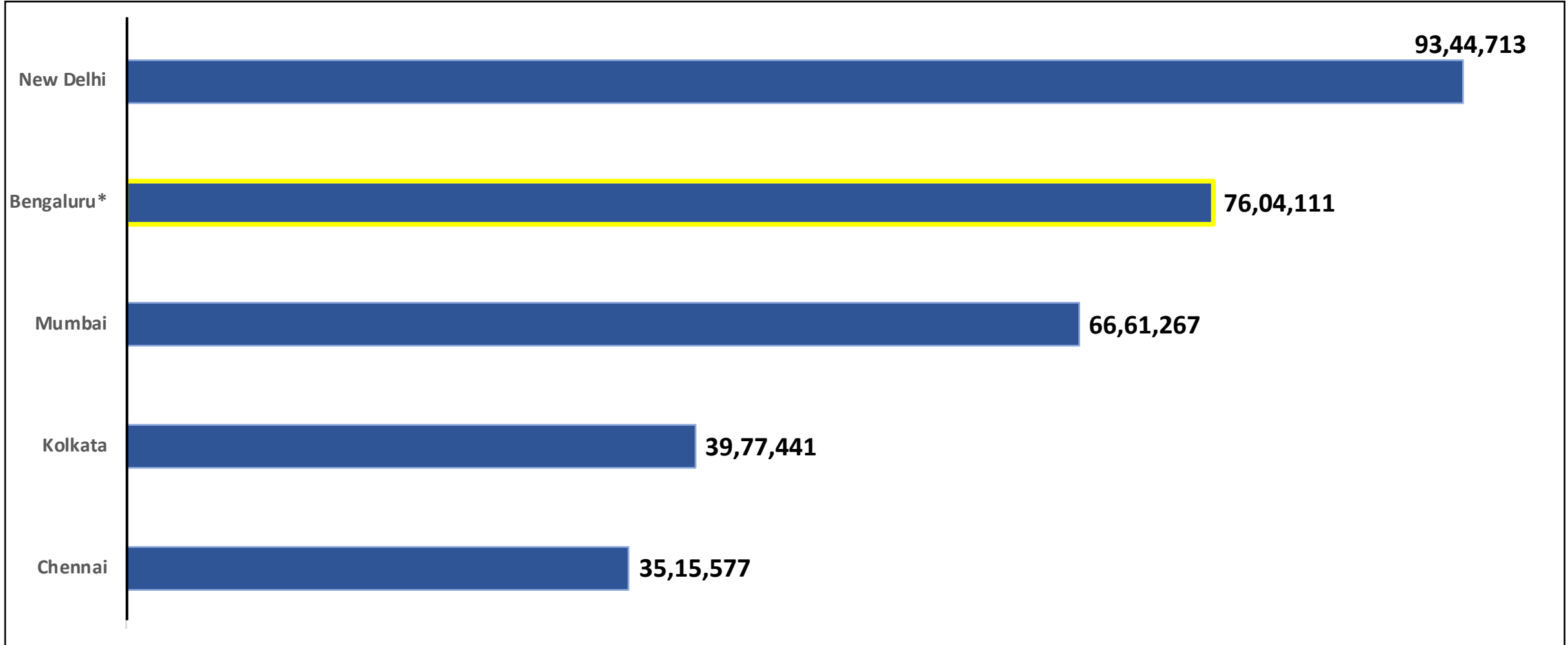
BENGALURU AND OTHER METROPOLITAN CITIES



Source : <https://www.covid19india.org/> at 7:30 pm (17.07.2021)



VACCINE DOSES ADMINISTERED IN BENGALURU AND OTHER METROPOLITIAN CITIES



Source : <https://dashboard.cowin.gov.in/> at 7:30 pm (17.07.2021)

*includes BBMP & Bengaluru Urban



SNAPSHOT OF COVID-19 CASES IN BENGALURU URBAN



**Total Wards With
< =10 Cases* :
92**

**Tests Conducted
On 16.07.2021:
63,847**

**Recovery
Rate:
97.71%**

**Total
Active Cases :
12,167**

**Total Vaccinated on
16.07.2021:
67,281**

**Positivity
Rate* :
0.68%**

**Active
Rate:
1.00%**

**Case
Fatality Rate* :
2.06%**



*Total positive cases In the past 10 days

*CFR and positivity is for Past 7 days



ಬೃಹತ್ ಬೆಂಗಳೂರು ಮಹಾನಗರ ಪಾಲಿಕೆ
Bruhat Bengaluru Mahanagara Palike



Download BBMP Bulletin	https://apps.bbmpgov.in/covid19/mediabulletin.php
For BBMPCovid19 Bed Status:	https://apps.bbmpgov.in/covid19/en/Bedstatus.php
To register for vaccination :	https://selfregistration.cowin.gov.in/
BBMP COVID19 Dashboard:	https://apps.bbmpgov.in/covid19/
Follow us on:	 www.facebook.com/bbmp.comm1/
	 twitter.com/BBMPCOMM

Issued by:

Honorable Chief Commissioner, BBMP
Special Commissioner Health & IT, BBMP
MD, Bengaluru Smart City Limited

THANK YOU !

NEW NORMAL IN RESTAURANTS

- ONLINE MENUS
- REGULAR DISINFECTION
- PHYSICAL DISTANCING
- FACE MASK / COVER
- ENTRANCE
- THERMAL SCREENING
- HAND SANITIZING
- STAGGERED SEATING
- ENCOURAGE TAKE AWAYS
- ENSURE HAND HYGIENE
- CASHLESS / DIGITAL PAYMENTS